


ASSIGNED BUSINESS TYPE

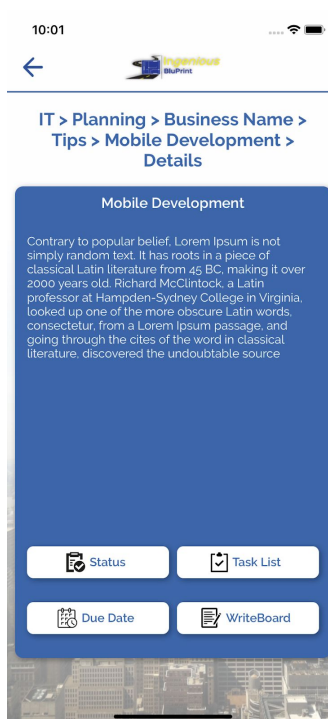
Assigned Business Type screen displays the types of industries which the Owner have assigned you.



TIPS DETAILS

Every task will have tips. Tips Detail screen will display the tip's description with four options i.e **Status**, **Task list**, **Due Date** and **Writeboard**.

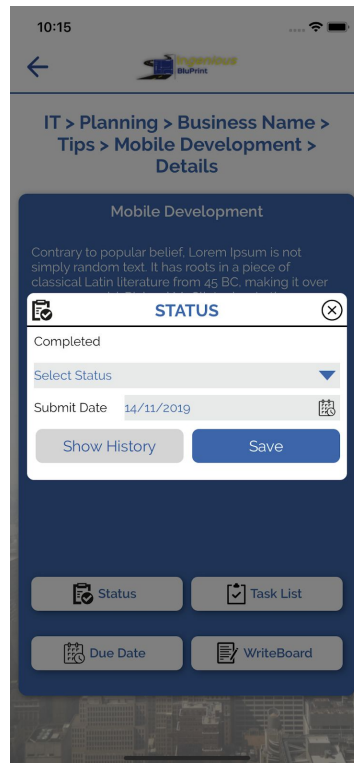
NOTE: These four buttons only "Enable" when the particular task assigned to you by the owner.



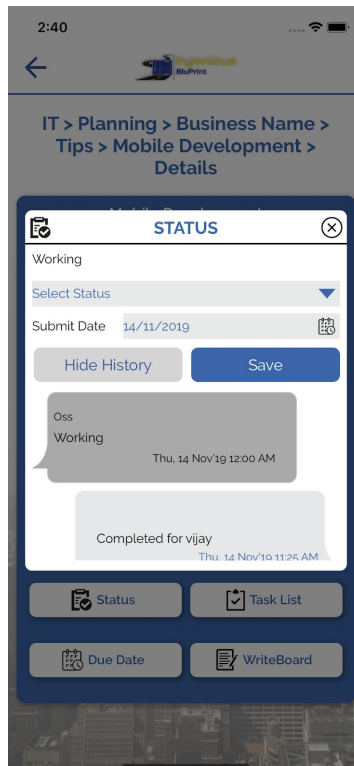
STATUS

1. By tapping "**Status**" button you can change/update the task status with completed date.

NOTE: You can set the submit date only when the task status will be "Completed."

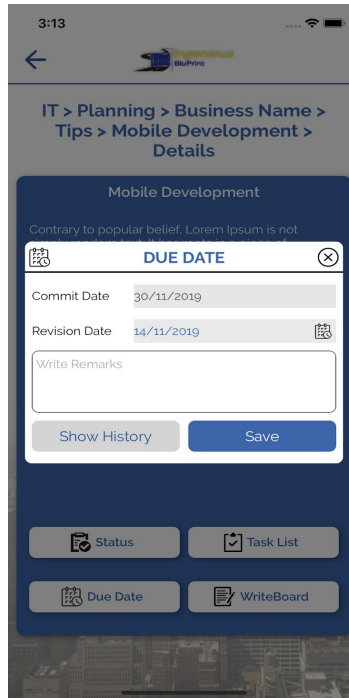


2. By tapping "**Show History**" button on Status popup, you can see the updated status history of the particular task.

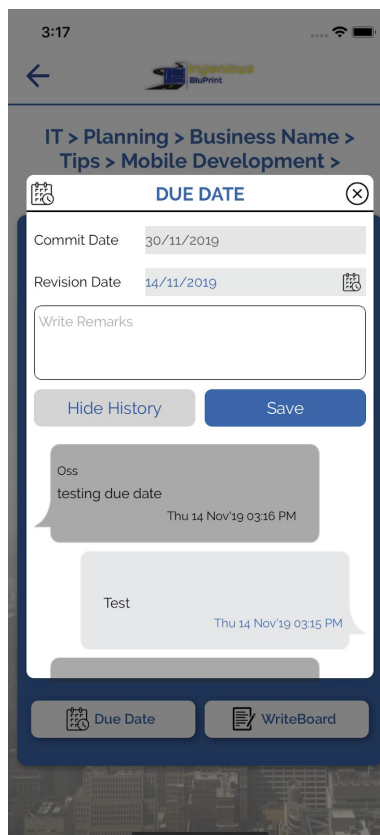


DUE DATE

1. By tapping “**Due Date**” button you can change the due date of that particular task with remarks.

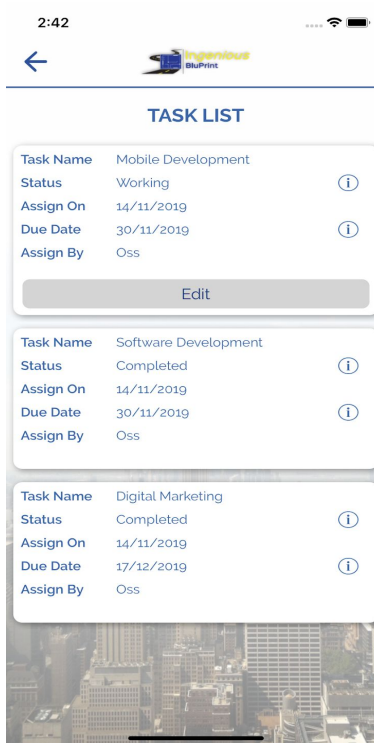


2. By tapping “**Show History**” button on Due Date popup, you can see the updated due date history of the particular task with remarks.

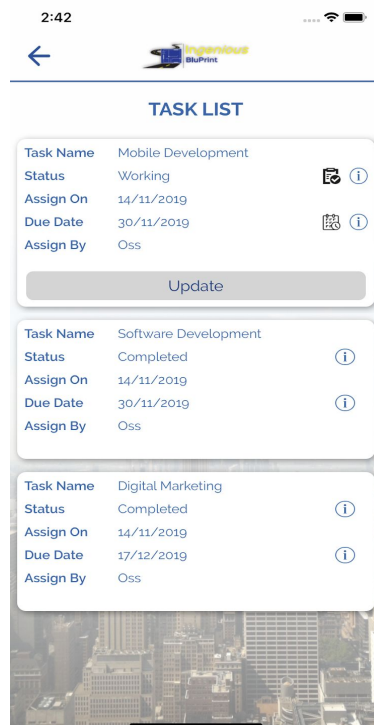



TASK LIST

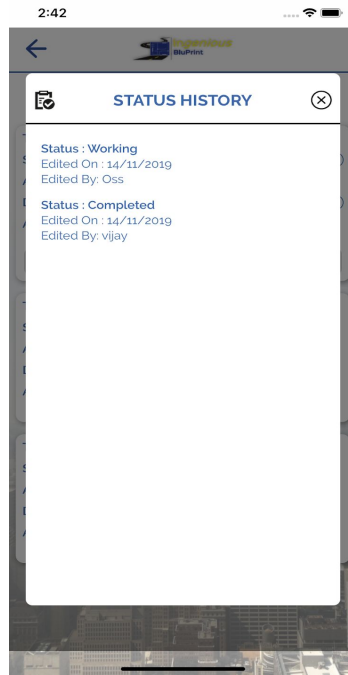
Task List screen displays a list of tasks that have been assigned to users.




1. By tapping “**Edit**”, Status and Due Date of the particular task can be change or update and Save the edited task by tapping “**Update**” button.



3. By tapping  “Icon” (end of Status) User can see the status history of the particular task.



4. By tapping  “Icon” (end of the Due Date) User can see the due date history of the particular task.

